


Data sheet



I/O modules



RCO 220D-S

Application

Controlesta RCO 220D-S is a Digital Output Module. The module can be operated in combination with a Master Controller RCO 9..D-M/W and is suitable for the operation in the RCO network. The slave module RCO 220D-S is able to supply digital output signals (230 V, 4 A) to the technical plant. The control -, optimising and monitoring functions are programmed within the Master Controller. Up to 32 I/O modules can be connected to one Master Controller via the L-bus.

Features

- 4 digital outputs
- Plug-in terminals
- Small size
- For Din-rail- or panel door mounting
- Approved according to European EMC standards EN IEC 61000-6-1:2019, EN 55011:2016 + A1:2017
- CE-Approval
- GOST-R conformity certified



Environmental conditions

Ambient temperature	0 ... 50 °C
Storage temperature	-20 ... 60 °C
Ambient humidity	0 ... 85 % rH, not condensing
Protection class	II

Execution

Housing	plastic, for Din-rail- or panel door mounting
Production	to ROHS manufactured in acc. with EN IEC 63000:2018
Dimension	W x H x D, 22,5 x 97 x 125 mm
Weight	170 g

Electrical data

Power supply	24 VDC +/- 10 %, Class II
Power consumption	2,9 W
Wire capacity	14 ... 24 AWG (0,25 ... 2,5 mm <sup>2</sup> )
Main tightening torque	0,55 ... 0,8 Nm
Protection acc. to EN 60529	IP 20

Bus

L-Bus	speed in Kbps	20 / 100 / 500 / 1000
	max. length	depending on speed
	max. participants	32 participants

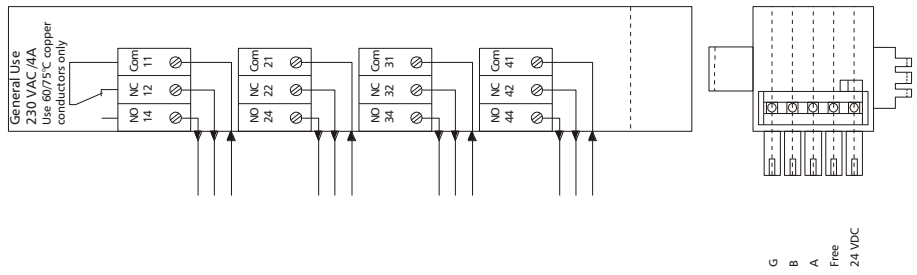
Functional data

Communication Interface	1 L-Bus Interface	
Outputs:	4 digital outputs with change-over contact for 230 V / 4A,	
Power LED	green	L-bus active
	red	L-bus not active
	Per output a two-coloured LED is integrated.	
	Output active:	LED green
	Output not active:	LED out

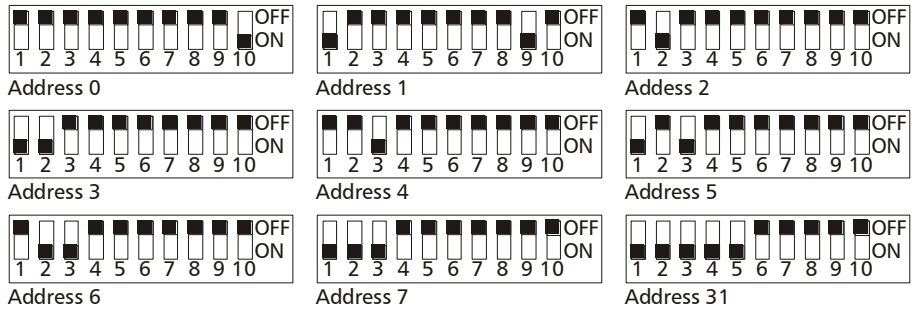
## Programming

Within the Master Module RCO 9...D-M/W

## Connection allocation



## DIP switch setting



DIP switch 1-5: Address 0-31 adjustable  
 DIP switch 6-7: Without function  
 DIP switch 8-9: Baud rate



20 Kbit



100 Kbit



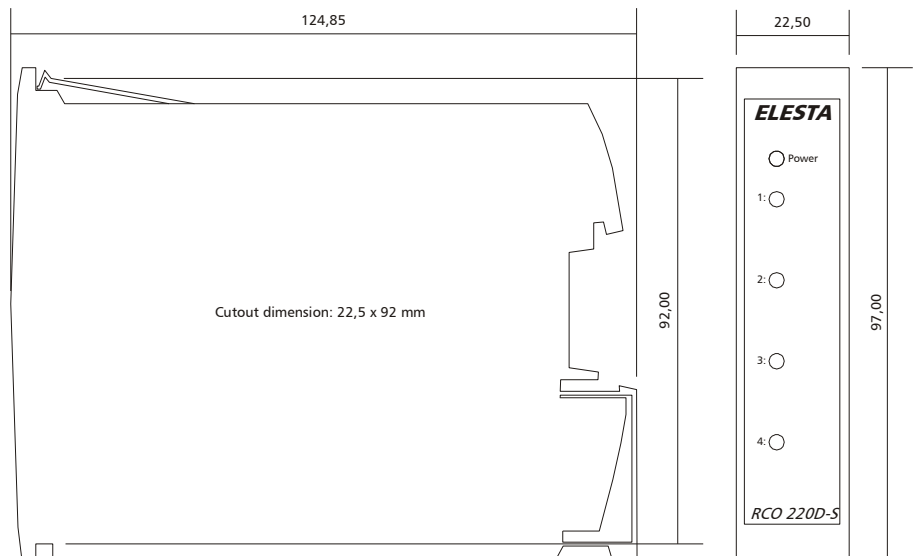
500 Kbit



1 Mbit

DIP switch 10: Termination resistance have to be activated (ON) for the first and the last device

## Dimension drawing



## Delivery scope

RCO 220D-S